

10<sup>th</sup> September 2024

Holly class

Parent curriculum information meeting

Miss Palmer, Mrs Yeomans & Mrs Stevens

# Subjects in Year 2

- ▶ English (phonics review, reading & SPAG)
- ▶ Maths
- ▶ Science
- ▶ Computing
- ▶ Geography
- ▶ History
- ▶ PE
- ▶ RE
- ▶ Music
- ▶ Design Technology
- ▶ Art and Design
- ▶ PSHE
- ▶ Learning outside the classroom



# PE and LOTC

PE days - Monday and Friday  
LOTC - Thursday

- Children to come to school dressed in their LOTC kit on a Thursday
- Children to bring a bag with wellies, gloves, hat etc. and extra layers / waterproof clothing as the weather gets colder!
- PE kits to stay in school
- Please label all clothing!

# Reading progression in Year 2

Reception - Little Wandle phonics & sounds

Year 1 - E-Collins (Little Wandle) streamed reading groups for fluency in reading

Phonics screening (100% - 2023-2024)

Year 2 - Phase 5 review Little Wandle phonics (5 weeks)

# Accelerated Reader

- After 5 week phonics review, children will complete a reading assessment baseline
- Algorithm will generate a book range (0.1 - 7)
- Teachers will guide children to choose a book in their range. Starting at the beginning of the range.
- Children will take their book home to read.
- Once your child has read the book, they will complete a comprehension quiz of 5 questions to check their understanding of that book. E.g. (3 x 0.1)
- Please take the time to read for pleasure with your child 5 times a week.

# Curriculum overview

Holly (year 2)	Autumn 1	Autumn 2	Spring 1	Spring 2	Summer 1	Summer 2
Art	Drawing How can we recreate the London Skyline in the style of Stephen Wiltshire?		Painting and mixed media How can paintings be created to show our rights and beliefs?		Sculpture and 3D Which techniques are best to use when making a 3D rocket?	
DT		Structures Which materials are best for building a house to stop the spread of the Great Fire of London?		Cooking and nutrition Which ingredients are used to create a nutritious pasta dish?		Textiles What would a well-made bag include to help take items to space?
PSHE	Being Me in My World	Celebrating Difference	Dreams & Goals	Healthy Me	Relationships	Changing Me
History	The Great Fire of London		Our rights What have the Suffragettes and		Local study 150 <sup>th</sup> Anniversary of Fairfield First School	

	How do we know what happened in the Great Fire of London?		Martin Luther King Jr. taught us about standing up for our rights?		Space Who won the race to space and why?	
--	---	--	--	--	---	--

# Curriculum overview

Geography		Local study Why are maps important to use in Fairfield?		Antarctica What is it like in Antarctica?		Oceans Is saving the ocean our responsibility?
RE	Islam Who is a Muslim and how do they live?	Christianity Why does Christmas matter to Christians?	Islam Who is a Muslim and how do they live?	Christianity Why does Easter matter to Christians?	Christianity What is the 'good news' Christians believe Jesus brings?	Christianity and Islam What makes some places sacred to believers?
Science	Plants How do plants grow?	Living things and their habitats What can we learn from food chains?	Animals including humans What do we need to survive?		Materials What can I do to make materials change?	
Music	Time to play Exploring pace and rhythmic patterns		Musical moods and pictures		Patterns with pitch Exploring pitch and melody	
PE	Fundamentals Team building	Ball skills Yoga	Target games Gymnastics	Invasion Dance	Fitness Striking and fielding	Swimming Athletics
Computing	2.2 Online safety	2.1 Coding	2.3 Spreadsheets 2.4 Questioning	2.5 Effective searching 2.6 Creating pictures	2.7 Making music	2.8 Presenting ideas

# Spelling

- Recap of Phase 5 sounds over the next 5 weeks will support children with their spelling
- Daily spelling sessions timetabled to support them to learn their spelling patterns.
- Spelling shed to be introduced to the children after phase 5 phonics review,
- Pupils will receive a Spelling Shed log in
- I will set their spelling 'home learning task' on Spelling Shed every Friday and they will be tested on each word list the following Friday.
- Each word list will focus on a different spelling pattern which we will learn throughout the week.

# Spelling

## Year 1 and 2 Common Exception Words

### Year 1

the they one  
a be once  
do he ask  
to me friend  
today she school  
of we put  
said no push  
says go pull  
are so full  
were by house  
was my our  
is here  
his there  
has where  
I love  
you come  
your some

### Year 2

door gold plant clothes  
floor hold path busy  
poor told bath people  
because every hour water  
find great move again  
kind break prove half  
mind steak improve money  
behind pretty sure Mr  
child beautiful sugar Mrs  
children after eye parents  
wild fast could Christmas  
climb last should everybody  
most past would even  
only father who  
both class whole  
old grass any  
cold pass many

CEW words will be posted onto Google Classroom.

Please continue to practise these spellings to further support your child at home.

# Letter-join

Introducing letter-join (no lead)

Daily handwriting practice

Children to receive a letter-join log in to practice handwriting at home

Speed: Normal

mend

◀ n mend hand ther ▶

Print Try Watch

The image shows a digital handwriting practice interface. At the top right, there is a dropdown menu for 'Speed' set to 'Normal'. The main area features a set of four horizontal blue lines on a white background. The word 'mend' is written in a light grey, cursive font between the second and third lines. A play button icon is located in the bottom right corner of this area. Below the main area is a navigation bar with a left arrow, the letters 'n', 'mend', 'hand', and 'ther', and a right arrow. The 'mend' option is highlighted. To the right of the navigation bar are three icons: a printer icon labeled 'Print', a magnifying glass over a document icon labeled 'Try', and a television icon labeled 'Watch'.

# Home learning

1. Foundation subjects project running half termly - children to complete and tick off projects they complete!

2. Letter join handwriting activities which will be accessible on Letter-join

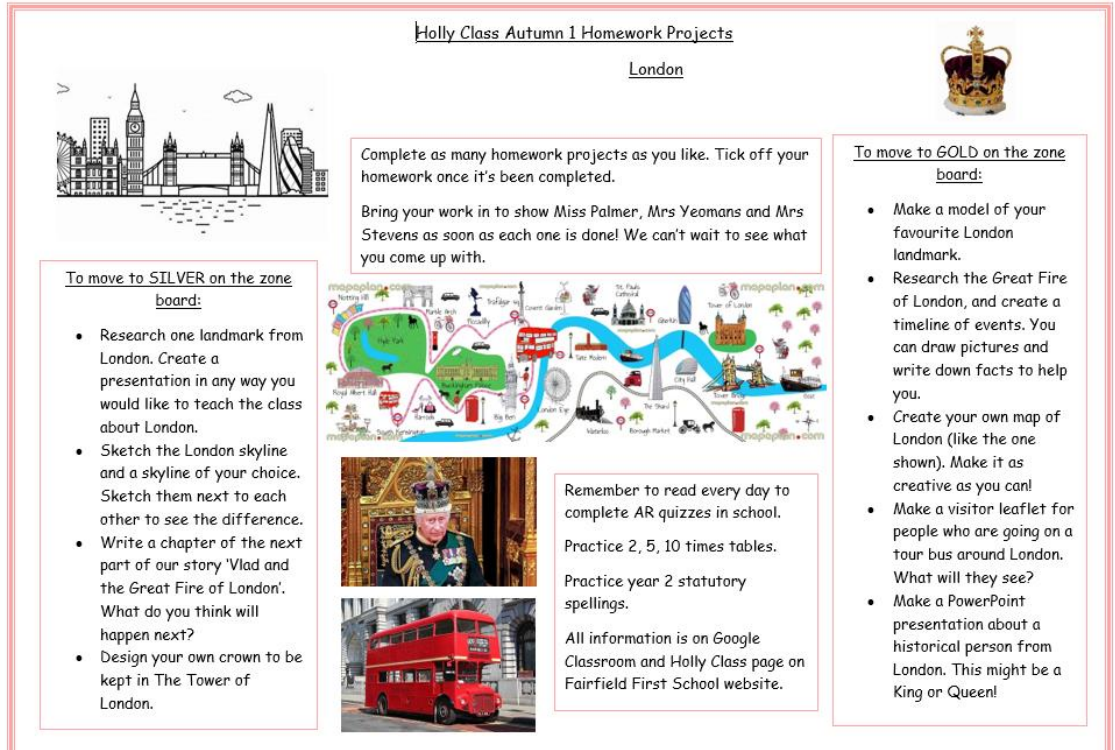
3. 2x 5x 10x table practice

4. Spelling shed

5. Any extra reading for pleasure!

Holly Class Autumn 1 Homework Projects

London



Complete as many homework projects as you like. Tick off your homework once it's been completed.

Bring your work in to show Miss Palmer, Mrs Yeomans and Mrs Stevens as soon as each one is done! We can't wait to see what you come up with.

**To move to SILVER on the zone board:**

- Research one landmark from London. Create a presentation in any way you would like to teach the class about London.
- Sketch the London skyline and a skyline of your choice. Sketch them next to each other to see the difference.
- Write a chapter of the next part of our story 'Vlad and the Great Fire of London'. What do you think will happen next?
- Design your own crown to be kept in The Tower of London.

**To move to GOLD on the zone board:**



- Make a model of your favourite London landmark.
- Research the Great Fire of London, and create a timeline of events. You can draw pictures and write down facts to help you.
- Create your own map of London (like the one shown). Make it as creative as you can!
- Make a visitor leaflet for people who are going on a tour bus around London. What will they see?
- Make a PowerPoint presentation about a historical person from London. This might be a King or Queen!

Remember to read every day to complete AR quizzes in school.

Practice 2, 5, 10 times tables.

Practice year 2 statutory spellings.

All information is on Google Classroom and Holly Class page on Fairfield First School website.



Thank you for your time.

If you have any questions, please contact me via email or Google classroom!